

# PRORIL

50 Hz

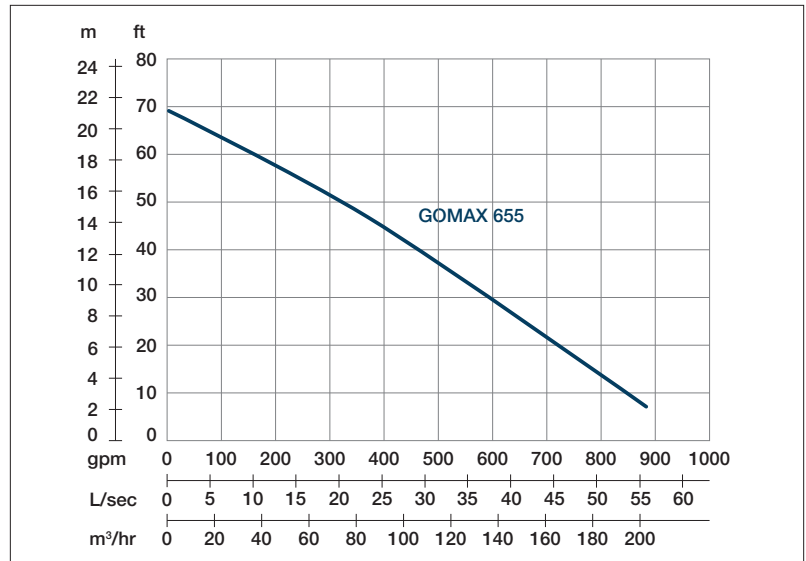
GOMAX Series, these non-clog pumps employ a single-channel enclosed impeller to efficiently and reliably transfer 76mm diameter solids without clogging. GOMAX series pumps are suitable for commercial and industrial wastewater applications.

Sewage Pump

## GOMAX 655

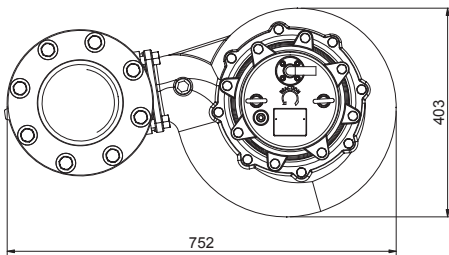
Single Channel Pump



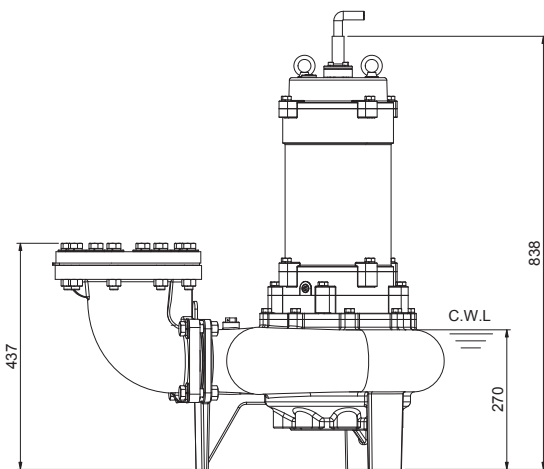


Shaft Speed : 1450 rpm    Solid Passage : 76 mm    Outlet : 150mm, 6in

OUTPUT	HEAD	FLOW
5.5 kW	Rated : 12m, 39ft	Rated : 28.3 l/s, 449 gpm
7.5 HP	Max : 21m, 69ft	Max : 56.6 l/s, 898 gpm



Pump Type	Electric Submersible Pumps	
	3-Phase	
Motor	Type	Induction Motor
	Poles	4 Pole
	Insulation	Class F
	Protector	Star-Delta-Circle Thermal Protector D.O.L. • Miniature Thermal Protectors
	Starter	Star-Delta • D.O.L.
Lubricant	Food Grade (ISO VG32)	
Impeller Type	Single Channel	
Shaft Seal	Double Mechanical Seal	
	Silicon Carbide VS Ceramic / Carbon	
Bearings	C3 Shielded ball bearings	
Cable	H07RNF	
	Length: 10m (33ft) or longer upon request.	
Materials	Pump Casing	Gray Iron
	Impeller	Gray Iron
	Motor Frame	Gray Iron
	Motor Shaft	Stainless Steel
	Mouth Ring	Copper Alloy
Max. Liquid Temperature	104°F (40°C)	
Max. Submersion Depth	66ft (20m)	
pH Range	pH 5 - pH 8	
Accessories	GRN-04	



Weight : 138kg / 304 lbs