

PRORIL

50 Hz

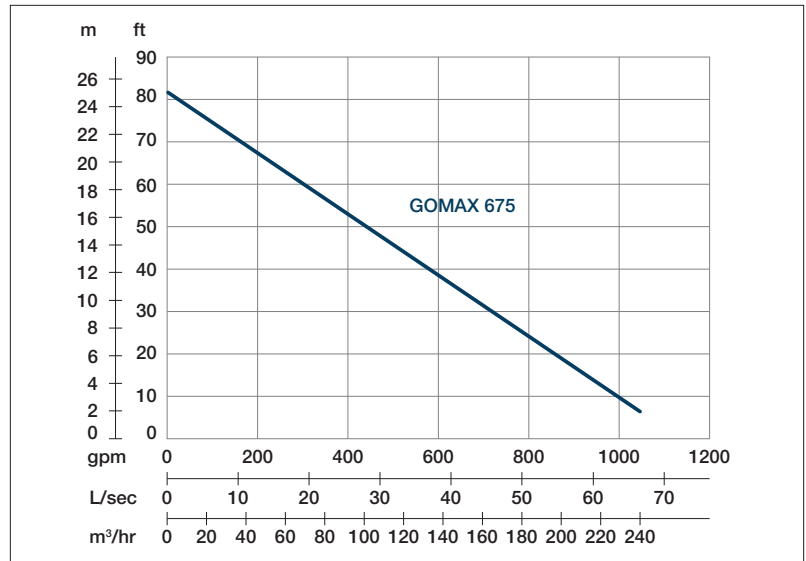
GOMAX Series, these non-clog pumps employ a single-channel enclosed impeller to efficiently and reliably transfer 76mm diameter solids without clogging. GOMAX series pumps are suitable for commercial and industrial wastewater applications.

Sewage Pump

GOMAX 675

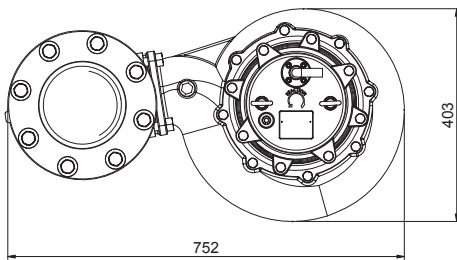
Single Channel Pump



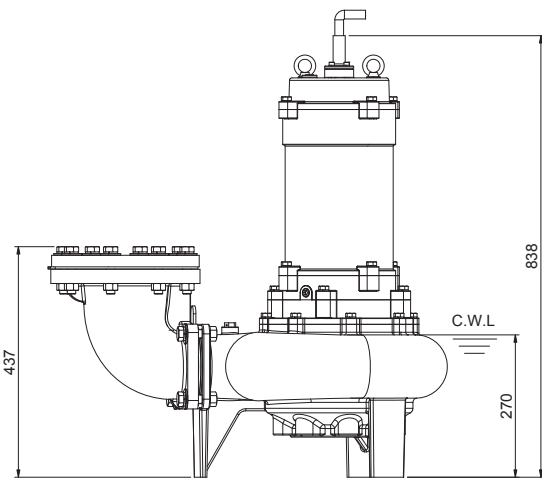


Shaft Speed : 1450 rpm Solid Passage : 76 mm Outlet : 150mm, 6in

OUTPUT	HEAD	FLOW
7.5 kW	Rated : 13.5m, 44ft	Rated : 33.3 l/s, 528 gpm
10 HP	Max : 25m, 82ft	Max : 66.6 l/s, 1056 gpm



Pump Type	Electric Submersible Pumps	
	3-Phase	
Motor	Type	Induction Motor
	Poles	4 Pole
	Insulation	Class F
	Protector	Star-Delta-Miniature Thermal Protectors D.O.L. • Circle Thermal Protector
	Starter	Star-Delta • D.O.L.
Lubricant	Food Grade (ISO VG32)	
Impeller Type	Single Channel	
Shaft Seal	Double Mechanical Seal	
	Silicon Carbide VS Ceramic / Carbon	
Bearings	C3 Shielded ball bearings	
Cable	H07RNF	
	Length: 10m (33ft) or longer upon request.	
Materials	Pump Casing	Gray Iron
	Impeller	Gray Iron
	Motor Frame	Gray Iron
	Motor Shaft	Stainless Steel
	Mouth Ring	Copper Alloy
Max. Liquid Temperature	104°F (40°C)	
Max. Submersion Depth	66ft (20m)	
pH Range	pH 5 - pH 8	
Acessories	GRN-04	



Weight : 148kg / 326 lbs